

Morgan

Clovelly Road, Southbourne, Emsworth, Hampshire PO10 8PQ

T: +44 (0) 1243 371111 F: +44 (0) 1243 378796

info@morganfurniture.co.uk www.morganfurniture.co.uk



Banqueting Tables

Lockinlyne

Morgan's Lockinlyne is a versatile tabling system ideal for dining, banqueting and conference applications. The system consists of a range of tables and tops in modular sizes which can be reliably linked in many configurations. The table legs can be fixed or folding for compact storage.

Legs

Solid timber legs are available in three designs.

Top Sizes

We offer various lengths with a standard width of 685mm for banqueting. 750mm is available for conferences.

Tops

Table tops can be specified in hush, MDF, veneered MDF, laminate or realwood laminate with a T1 square edge profile only. Solid wood lipping is also available.

Linking

Our linking mechanism is secure, allows a variety of configuration without tools and eliminates double legs. Round overtops can convert a rectangular table for four to a function table for eight.

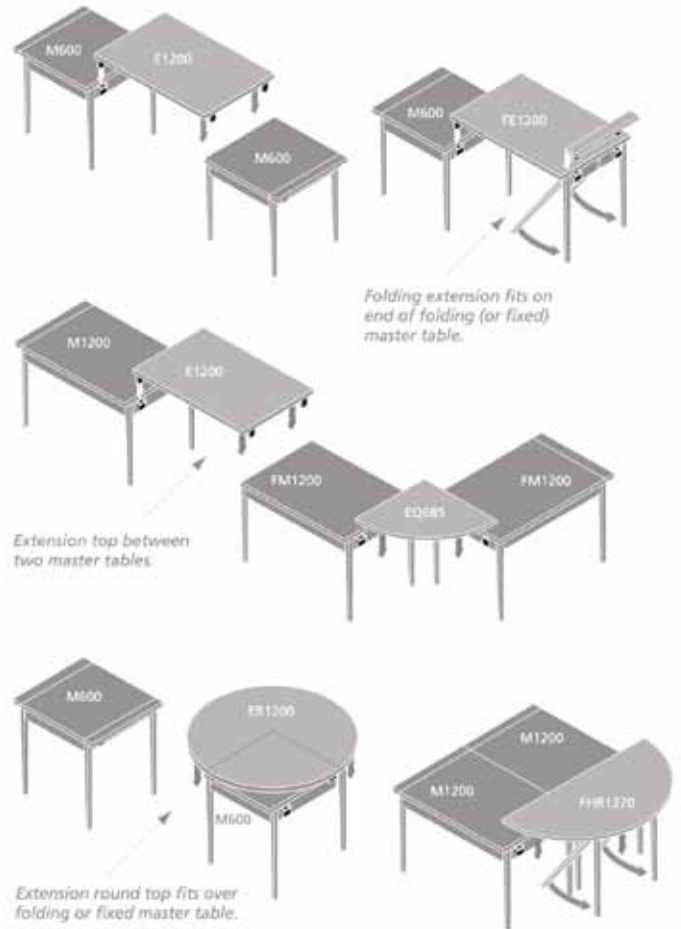
Layouts

Digital layout plans can be created on CAD, optimising space utilisation and offering different options with the same number of tables.

Storage Space

Storage space is saved as this system allows for normal restaurant usage with only linking and folding elements in store.

Modular Examples



Morgan

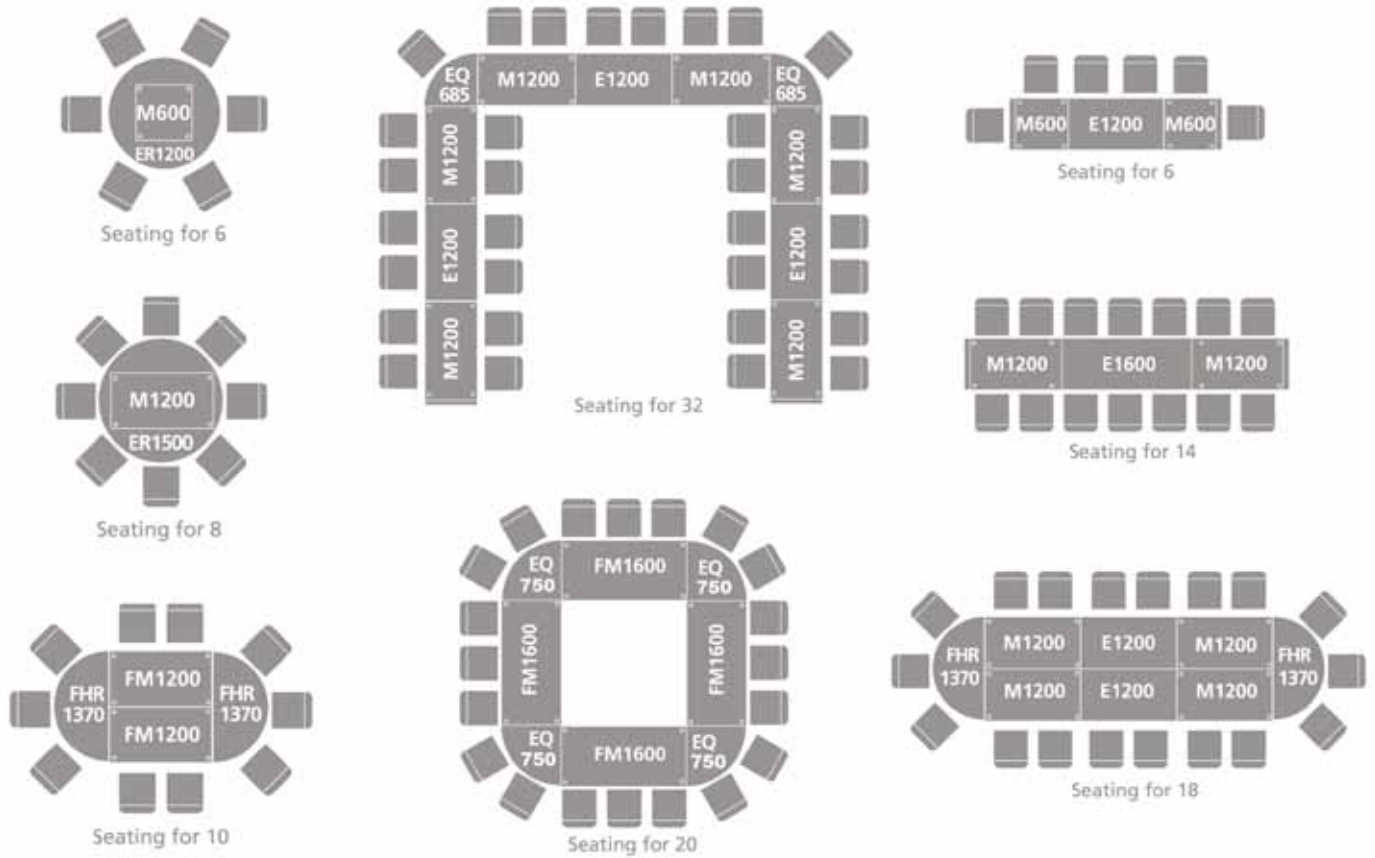
Clovelly Road, Southbourne, Emsworth, Hampshire PO10 8PQ

T: +44 (0) 1243 371111 F: +44 (0) 1243 378796

info@morganfurniture.co.uk www.morganfurniture.co.uk



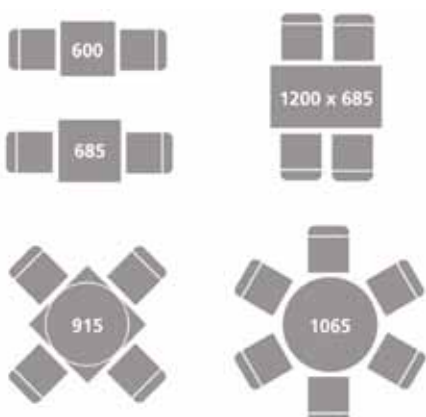
Examples of Lockinlyne Configurations



Examples of Dining Configurations

Recommended seating plans for casual dining and bars.

Chair width 450 - 500mm



Recommended seating plans for formal dining.

Chair width 500 - 600mm

